




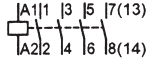
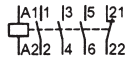

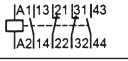
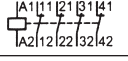
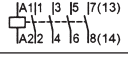

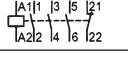
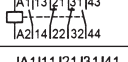
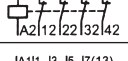

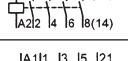
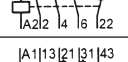
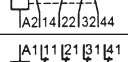
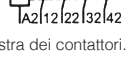





#### Contattori per comando in c.a. con e senza selettore 5TT5 8<sup>1)</sup>

CEI CEI EN 60 947-4-1 CEI EN 60 947-5-1 CEI EN 61 095	Corrente nominale I <sub>n</sub>	Esecuzione	U <sub>e</sub> (V c.a.)	U <sub>c</sub> (V)	U.M.	Nr. di ordinazione Senza selettore	Nr. di ordinazione Con selettore		
	20 A	2NA		230	230 c.a.	1	<b>5TT5 800-0</b>	<b>5TT5 800-6</b>	
							<b>5TT5 800-2</b>	<b>5TT5 800-8</b>	
		1NA+1NC		230	230 c.a.	1	<b>5TT5 801-0</b>	<b>5TT5 801-6</b>	
							<b>5TT5 801-2</b>	<b>5TT5 801-8</b>	
		2NC		230	230 c.a.	1	<b>5TT5 802-0</b>	–	
							<b>5TT5 802-2</b>	–	
	25 A	4NA		400	230 c.a.	2	<b>5TT5 830-0</b>	<b>5TT5 830-6</b>	
							<b>5TT5 830-2</b>	<b>5TT5 830-8</b>	
							115 c.a.	<b>5TT5 830-1</b>	–
							400	<b>5TT5 820-0<sup>2)</sup></b>	–
		3NA+1NC		400	230 c.a.	2	<b>5TT5 831-0</b>	<b>5TT5 831-6</b>	
							24 c.a.	<b>5TT5 831-2</b>	<b>5TT5 831-8</b>
	40 A	2NA+2NC		400	230 c.a.	2	<b>5TT5 832-0</b>	–	
							24 c.a.	<b>5TT5 832-2</b>	–
		4NC		400	230 c.a.	2	<b>5TT5 833-0</b>	–	
							24 c.a.	<b>5TT5 833-2</b>	–
		4NA		400	230 c.a.	3	<b>5TT5 840-0</b>	<b>5TT5 840-6</b>	
							24 c.a.	<b>5TT5 840-2</b>	<b>5TT5 840-8</b>
	63 A	3NA+1NC		400	230 c.a.	3	<b>5TT5 841-0</b>	<b>5TT5 841-6</b>	
							24 c.a.	<b>5TT5 841-2</b>	<b>5TT5 841-8</b>
		2NA+2NC		400	230 c.a.	3	<b>5TT5 842-0</b>	–	
							24 c.a.	<b>5TT5 842-2</b>	–
		4NC		400	230 c.a.	3	<b>5TT5 843-0</b>	–	
							24 c.a.	<b>5TT5 843-2</b>	–
	63 A	4NA		400	230 c.a.	3	<b>5TT5 850-0</b>	<b>5TT5 850-6</b>	
							24 c.a.	<b>5TT5 850-2</b>	–
		3NA+1NC		400	230 c.a.	3	<b>5TT5 851-0</b>	–	
							24 c.a.	<b>5TT5 851-2</b>	–
		2NA+2NC		400	230 c.a.	3	<b>5TT5 852-0</b>	–	
							24 c.a.	<b>5TT5 852-2</b>	–
		4NC		400	230 c.a.	3	<b>5TT5 853-0</b>	–	
					24 c.a.	<b>5TT5 853-2</b>	–		

<sup>1)</sup> Accessoriabili con un contatto ausiliario (CA), montato sulla destra dei contattori.  
<sup>2)</sup> Per carichi capacitivi.

#### Contatti ausiliari e accessori (per contattori 5TT5 8) 5TT5 9 e 5TG8 2

CEI	Esecuzione	U <sub>e</sub> (V c.a.)	I <sub>e</sub> (A)	U.M.	Nr. di ordinazione	
	2NA		230	6	0,5	<b>5TT5 910-0</b>
	1NA+1NC		230	6	0,5	<b>5TT5 910-1</b>
	Distanziatore modulare (necessario ogni 2 contattori)					<b>5TG8 240</b>
	Coperchio morsetti piombabile per 5TT5 80. da 20 A (1 confez. = 2 pezzi)					<b>5TT5 910-5</b>
	Coperchio morsetti piombabile per 5TT5 83. da 25 A (1 confez. = 2 pezzi)					<b>5TT5 910-6</b>
	Coperchio morsetti piombabile per 5TT5 84. e 5TT5 85. da 40 A e 63 A (1 confez. = 2 pezzi)					<b>5TT5 910-7</b>