

2608B108









2608B108



2608B108



Codice Code Code	Parte elettrica Electrical part Leuchtmittel	Potenza Power Leistung	Tensione Tension Spannung	Flusso luminoso Light output Lumen	Classe Safety class Schutzklasse
2608B108.41.CT	E27  L170 mm Ø45	MAX 52 W	240 V	/	
2608B108.52.CT	2xG9  L100 mm	MAX 2x60 W	240 V	/	
2608B108.D30.CT	LED 	16 W	220 - 240 V	2200 lm	
IP 20	