



## Charlotte wall light 33160/17/10

Especially suited for bed- and livingroom

### Features






### Materials



GALV

 **PHILIPS** 42W INCL.

1x G9 | max. 60W | 230V | 










 | 82 |  82 |  92 |












IP20 |
















# Explanation of symbols

## Product Features


|   |  |
|---|--|
|  | Green, environmentally friendly product                  |
| <b>PHILIPS</b>  | Product is supplied with a Philips branded bulb          |
|  | Adjustable height  |
|  | Product contains moveable parts                          |
|  | Adjustable height  |
|  | Product is only to be used indoors                       |
|  | Product can be used floor and/or wall mounted (Outdoor)  |
|  | Product can be used wall and/or ceiling mounted (Indoor) |
|  | Product can be used surface mounted or recessed          |
|  | Product can be mounted horizontally and vertically       |

|   |  |
|---|--|
|  | Product is resistant to maximum 2000 kg                |
|  | Product is resistant to human weight                   |
|  | Product is equipped with Passive Infrared sensor (PIR) |
|  | Product is equipped with solar pannels                 |
|  | Product is equipped with day-night sensor              |
|  | Product is equipped with ... meter wire                |
|  | Product can be used with and without shade             |
|  | Insulation class I                                     |
|  | Insulation class II                                    |
|  | Insulation class III                                   |
|  | Transformer included/integrated                        |

## Dimmers & Switches

|  |   |
|--|---|
|         | Product is equipped with on/off switch  |
| 2x      | Product is equipped with double on/off switch   |
|  33/50W | Product is equipped with double on/off switch (33/50W)  |
|         | Product is equipped on/off switch on wire   |
| 2x      | Product is equipped with double on/off switch on wire   |
|         | Product is equipped with dimmer   |
| 2x      | Product is equipped with double dimmer  |
|         | Product is equipped with dimmer on wire   |
|         | Product is equipped with dimmer and on/off switch   |
|         | Product is equipped with dimmer and on/off switch on wire   |
|         | Product is equipped with touch-dimmer   |
|         | Product is equipped with pull switch  |
|         | Product is equipped with pulse switch. This built-in electronic switch senses the pulses of the in-house on/off switch. By using the on/off switch multiple times within a short period (< 10 sec.), the fixture automatically changes between light sources. |

## Materials

|   |                               |
|---|-------------------------------|
|  | Glass                         |
|  | Fabric & Textile              |
|  | Wood, Bamboo & Reed           |
|  | Leather                       |
|  | Ceramics & Plaster            |
|  | Stone, Polystone & Concrete   |
|  | Paper & Cardboard             |
| <b>ALU</b>  | Aluminium & Diecast aluminium |
| <b>CU</b>   | Copper                        |
| <b>GALV</b>   | Galvanised metal              |
| <b>INOX</b>   | Inox                          |
| <b>MET</b>  | Metal                         |
| <b>SYN</b>  | Synthetics                    |